



Recycle Update CY 2016

Ginny Butler
Virginia.Butler@deq.virginia.gov
 (804)698-4053

October 24, 2017
 VRA Annual Meeting
 Lorton, VA

DEQ Form 50-30 for CY2017 - Modifications

[SWPU Web Page](#)

	Contact 1	Contact 2
Name	Jonathan McDonald	Janet Greenway
Title	Recycling Coordinator	Litter Grant Coordinator
Address Line 1	11506 Recycle Your Stuff	555 Pick It Up Way
Address Line 2	P O Box 567	P O Box 451
Address Line 3	Best, VA 23944	Best, VA 23944
Phone Number	(571) 433-1111	(571) 433-2222
Email address	jonthan.mcdonald@bestcounty.gov	janet.greenway@bestcounty.gov



DEQ Form 50-30 for CY2017 - Modifications

Principal Recyclable Materials (PRM)		Specify Other PRMs for Row 39	
PRM Material	Tons recycled	PRM Material	Tons recycled
Paper	10	Grease	150
Metal	20	Food scraps	200
Plastic	30	Fluff	50
Glass	410		
Commingled	50		
Yard Waste	60		
Waste Wood	70		
Textiles	80		
Waste Tires	90		
Used Oil	100		
Used Oil Filters	100		
Used Antifreeze	200		
Batteries	300		
Electronics	5		
Inoperative Motor Vehicles	5		
Other Total (Specify Material and tonnage on Rows 24 - 39 to the right.)	400	Other Total	400
Total PRM in Tons	1,930		



Recycling in Virginia CY2016

- All SWPUs were required to report for CY 2012 and 2016
- SWPUs with populations greater than 100,000 report yearly
- Currently 17 SWPUs have populations > 100,000
- SWIA – all permitted solid waste facilities report annually
(Landfills, Transfer Stations, Material Recovery Facilities- MRF, Incinerators, Composters)



CY2016 State Recycle Rate

Based on all reporting localities

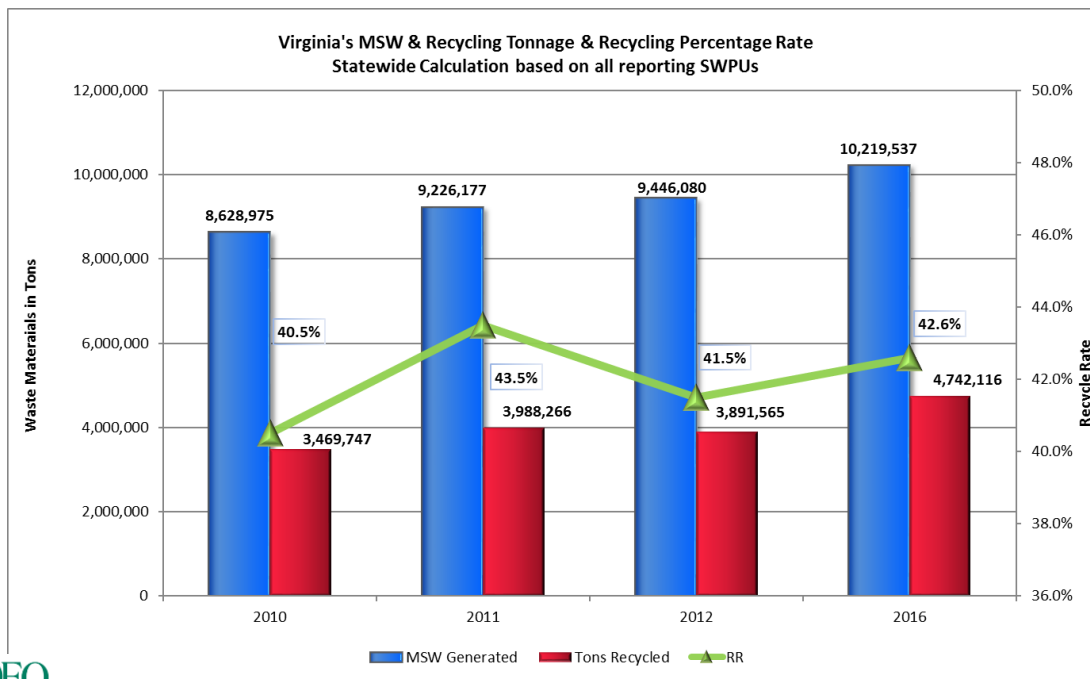
Principal Recyclable Materials (PRM) Tons	
PRM Material	Tons Recycled
Paper	700,302
Metal	726,925
Plastic	48,482
Glass	20,826
Commingled	577,556
Yard Waste	584,802
Waste Wood	309,452
Textiles	21,983
Waste Tires	56,538
Used Oil	52,333
Used Oil Filters	1,578
Used Antifreeze	5,618
Batteries	24,556
Electronics	8,881
Inoperative Motor Vehicles	1,865
Other	164,753
Total PRM in Tons	3,306,451

Credits	Tons Recycled
Recycling Residue	159,268
Solid Waste Reused	747,841
Non-MSW Recycled	528,556
TOTAL CREDITS	1,435,665

MSW Disposed Tons	
Household Waste	3,665,585
Commercial Waste	1,046,967
Institutional Waste	111,082
Other	653,787
Total MSW Tons	5,477,421

Source Reduction Credit	1.29% overall
--------------------------------	---------------

CY2016 State Recycle Rate	42.60%
----------------------------------	---------------





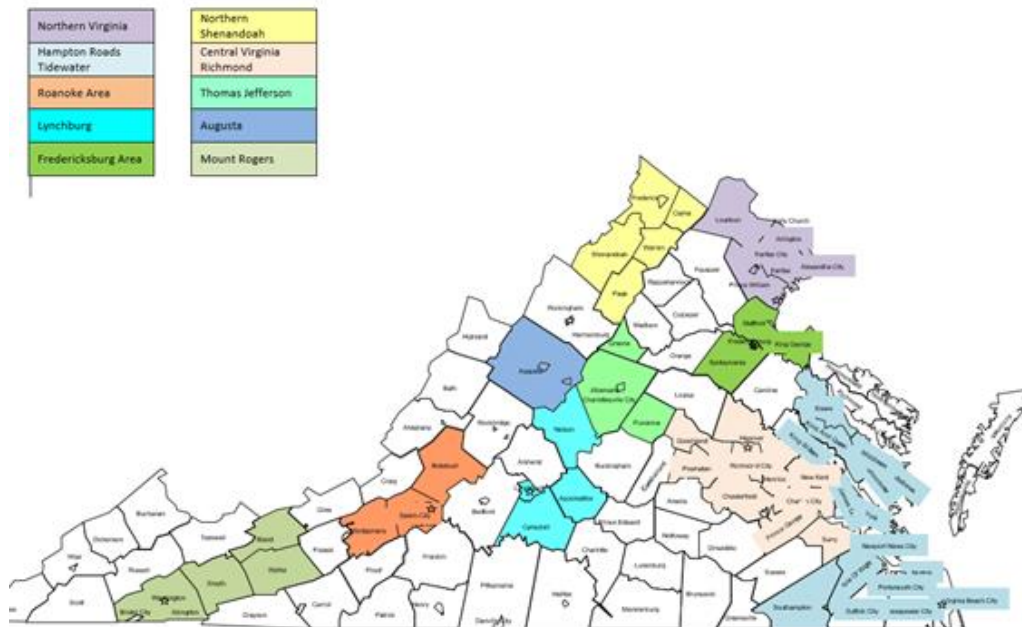
SWPUs with populations over 100,000

Region	Estimated Population	Estimated Population Density	Estimated % of VA Population	PRM Total Tons	Credits Total Tons	MSW Total Tons	Final Recycle Rate %
Central Virginia/Richmond Counties: Charles City, Chesterfield, Goochland, Hanover, Henrico, New Kent, Powhatan, Prince George Cities: Richmond, Colonial Heights, Hopewell, Petersburg	1,170,128	464	14.1%	511,463	166,100	436,692	58.9%
Fredericksburg Counties: King George, Spotsylvania, Stafford Cities: Fredericksburg	325,319	351	3.9%	166,214	23,453	248,972	44.5%
Hampton Roads/Tidewater Counties: Essex, Gloucester, Isle of Wight, James City, King and Queen, King William, Mathews, Middlesex, Southampton, York Cities: Chesapeake, Franklin, Hampton, Newport News, Norfolk, Poquoson, Portsmouth, Suffolk, Virginia Beach, Williamsburg	1,775,127	406	21.3%	651,552	336,631	1,525,152	34.9%
Lynchburg Counties: Appamattox, Campbell, Nelson Cities: Lynchburg	160,403	54	1.9%	89,916	26,136	203,195	35.7%
Northern Virginia Counties: Arlington, Fairfax, Loudoun, Prince William Cities: Alexandria, Fairfax, Falls Church, Manassas, Manassas Park Towns: Herndon, Vienna	2,494,346	1,192	30.0%	1,025,733	270,120	1,481,091	45.9%
Northern Shenandoah Counties: Clarke, Frederick, Page, Shenandoah, Warren Cities: Winchester	204,779	124	2.5%	117,470	7,509	147,376	45.9%
Roanoke Counties: Botetourt, Montgomery, Roanoke Cities: Roanoke, Salem	426,349	218	5.1%	122,815	12,904	234,304	39.4%



SWPUs with populations over 100,000

Region	Estimated Population	Estimated Population Density	Estimated % of VA Population	PRM Total Tons	Credits Total Tons	MSW Total Tons	Final Recycle Rate %
Augusta - Staunton-Waynesboro Counties: Augusta Cities: Staunton, Waynesboro	121,099	120	1.5%	38,571	8,096	96,146	32.7%
Mount Rogers Counties: Bland, Smyth, Washington, Wythe	120,805	66	1.5%	8,270	0	53,927	15.3%
Thomas Jefferson Counties: Albemarle, Fluvanna, Greene Cities: Charlottesville	200,704	170	2.4%	60,732	71,740	157,770	32.8%



Populations less than 100,000	
Population Total 1,082,912	
PRM Material Recycled	Total Tons
Paper	66,070
Metal	82,605
Plastic	9,972
Glass	11,753
Commingled	15,262
Yard Waste	14,200
Waste Wood	34,987
Textiles	2,834
Waste Tires	12,310
Used Oil	13,344
Used Oil Filters	157
Used Antifreeze	2,530
Batteries	5,851
Electronics	717
Inoperative Motor Vehicles	1,177
Other	39,922
Total PRM in Tons	309,505
Credits Total	90,058
Total MSW Disposed	695,811

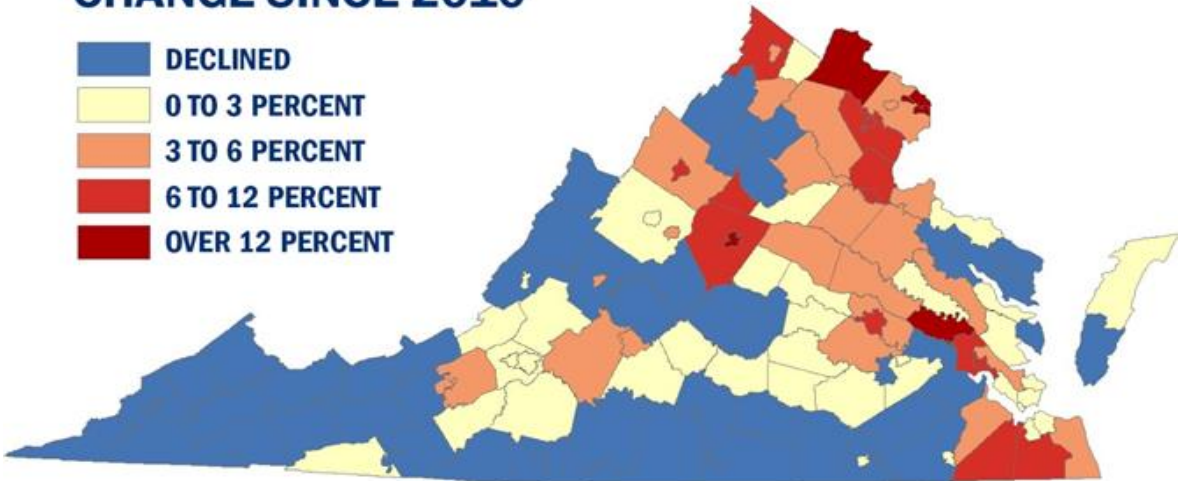


Change in Virginia population

UVA's Weldon Copper Center for Public Service – official figures for Commonwealth of VA

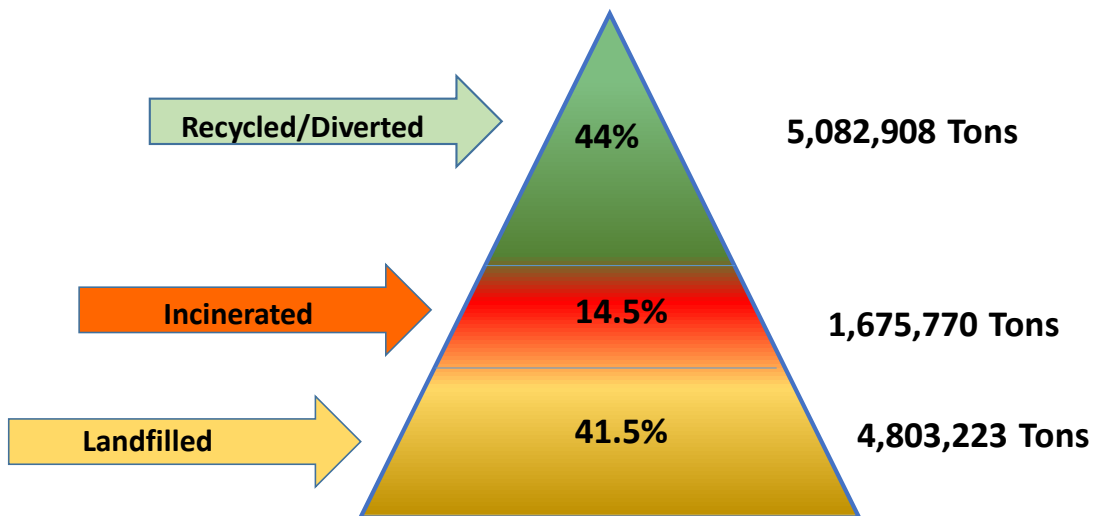
CHANGE SINCE 2010

- DECLINED
- 0 TO 3 PERCENT
- 3 TO 6 PERCENT
- 6 TO 12 PERCENT
- OVER 12 PERCENT



VA MSW Managed in CY2016

Combines Recycle and SWIA data



MSW Managed in Virginia CY2016

Recycled by localities based on the 17 SWPUs required to report
Out-of-state and Virginia based on SWIA reporting



	Out-of-State	Virginia	Recycled by localities	Total MSW Managed
2014	3,614,056	8,796,552	3,008,851	15,419,459
2015	3,593,340	9,116,269	3,484,307	16,193,916
2016	3,471,260	9,361,210	3,478,441	16,310,910



Sustainable Materials Management

CHANGING HOW WE THINK ABOUT OUR RESOURCES FOR

Thursday October 26, 2017 @ 1:00pm - 2:30pm EST
China's Green Sword: Impacts to State and Local Governments

[REGISTER](#) for this FREE webinar or use the Registration URL:
<https://register.gotowebinar.com/rt/8123159305226308610>



Description:

In a July 18, 2017 filing with the World Trade Organization (WTO), China's Ministry of Environmental Protection announced that the country will prohibit the importation of some grades of recovered paper and plastic by the end of 2017. The WTO filing highlights the Chinese government's efforts to clamp down on the quality of recovered material imports into the country.

What is the impact of this filing, since China is a primary destination for materials from U.S. material recovery facilities? Join this webinar where we will discuss the impact of this "Green Sword" to State and Local Governments. Join industry experts from the Solid Waste Association of America (SWANA), the National Waste and Recycling Association (NWRA) and CalRecycle to discuss the impacts and upcoming deadline.



Ginny Butler
Virginia.Butler@deq.virginia.gov
(804)698-4053



Litter Fund & Council Update

Sanjay Thirunagari
Sanjay.thirunagari@deq.virginia.gov
(804)698-4193

October 24, 2017
VRA Annual Meeting
Lorton, VA

Litter Council

- Mini conference on September 28 – Henrico County
- Localities shared information on their program activities
- DEQ shared information on competitive grant



DEQ Competitive Grant

- Received 18 Applications from localities – Single & Joint
- Will be reviewed by the Litter Fund Board on Nov 2nd
- DEQ will mail the award letter – mid November.



DEQ Non-Competitive Litter Grant

- Grant Funds are to be used ONLY to support activities of the litter and recycling programs in the localities.
- Primarily for educational activities that support anti-littering and pro-recycling efforts.
- FY2018:
 - 190 Applications received
 - 190 Accounting Reports and Performance Reports received
 - Unspent Funds from FY2017: \$53,498
 - Grant award letter sent to all recipients/localities



Questions?

Sanjay Thirunagari

Sanjay.Thirunagari@deq.Virginia.gov

Or

Prina Chudasama

Program Coordinator

629 East Main Street

Richmond, VA 23219

(804) 698-4159

prina.chudasama@deq.virginia.gov

