


DEQ Update for CY2018

November 5, 2018

Prina Chudasama & Sanjay Thirunagari

VRA Annual Meeting, Charlottesville, VA



Recycling in Virginia CY2017

- For CY2017, only 17 SWPUs were required to report
- SWPUs with populations greater than or equal to 100,000 report annually
 - Currently, 17 SWPUs have populations greater than 100,000
- SWPUs with populations less than 100,000 are required to report every 4 years
 - For CY2016, all 71 SWPUs reported
 - Next reporting will be in 2021 for CY2020
- SWIA – all active permitted solid waste facilities report annually
 - (Landfills, Incinerators, Material Recovery Facilities, Transfer Stations, Composting Facilities)



CY2017 State Recycling Rate

- State Recycling Rate = 42.8%
 - Based on the 17 SWPUs reporting for CY2017

Principal Recyclable Material	Tons Recycled
Paper	428,312
Metal	699,681
Plastic	103,172
Glass	7,628
Commingled	473,334
Yard Waste	504,350
Waste Wood	182,064
Textiles	13,409
Waste Tires	37,005
Used Oil	42,611
Used Oil Filters	1,232
Used Antifreeze	4,417
Batteries	12,388
Electronics	8,157
Inoperative Motor Vehicles	2,022
Other	77,083
Total PRM in Tons	2,596,863

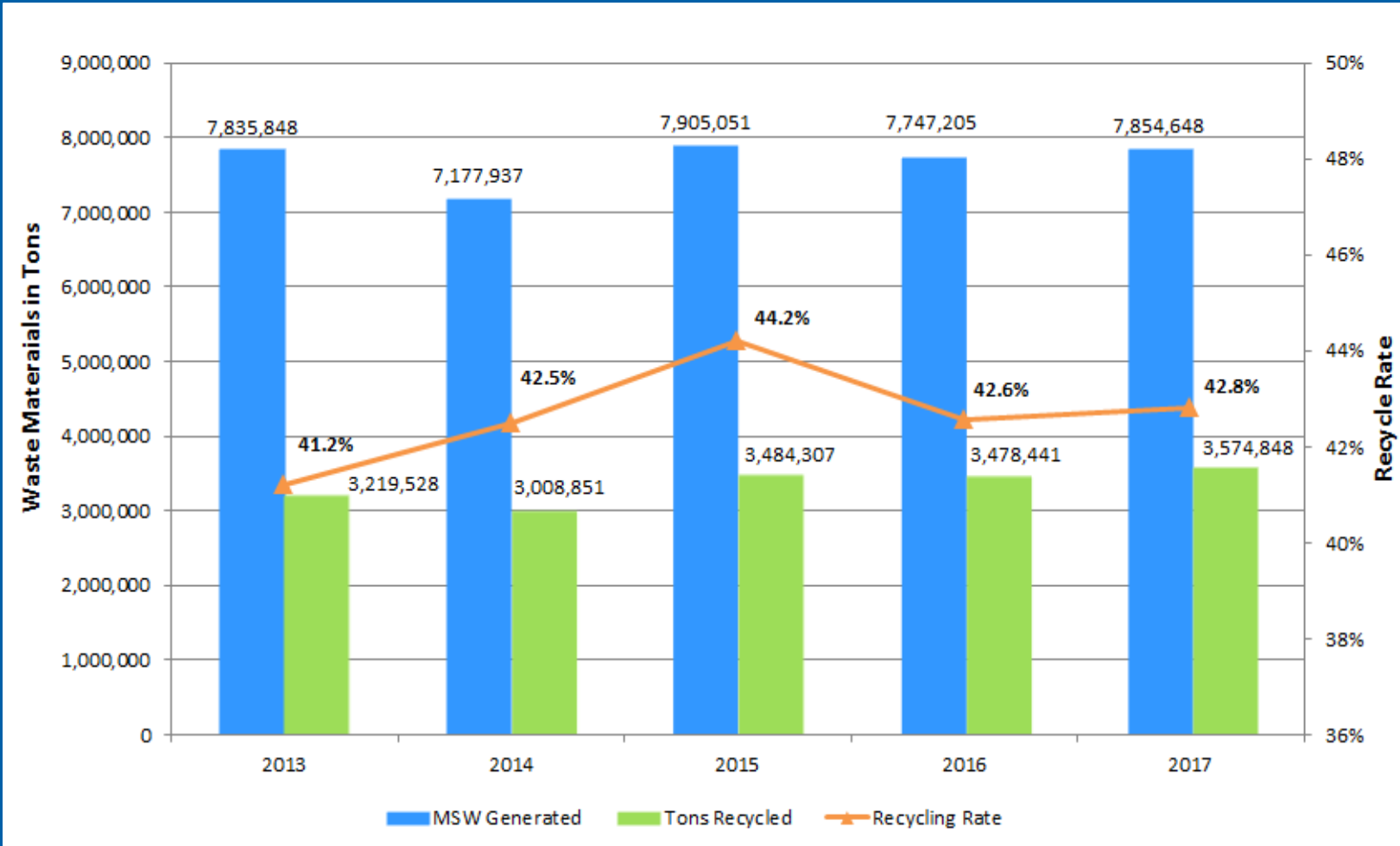
Credits	Tons Recycled
Recycling Residue	27,073
Solid Waste Reused	479,282
Non-MSW Recycled	471,631
Total Credits	977,985

MSW Disposed	Tons
Household Waste	2,805,900
Commercial Waste	774,733
Institutional Waste	61,899
Other	637,269
Total MSW Disposed	4,279,801

Source Reduction Credit	1.65%
--------------------------------	-------



Virginia's MSW, Recycling Tonnage, and Recycling Rate



MSW Managed in Virginia in CY2017

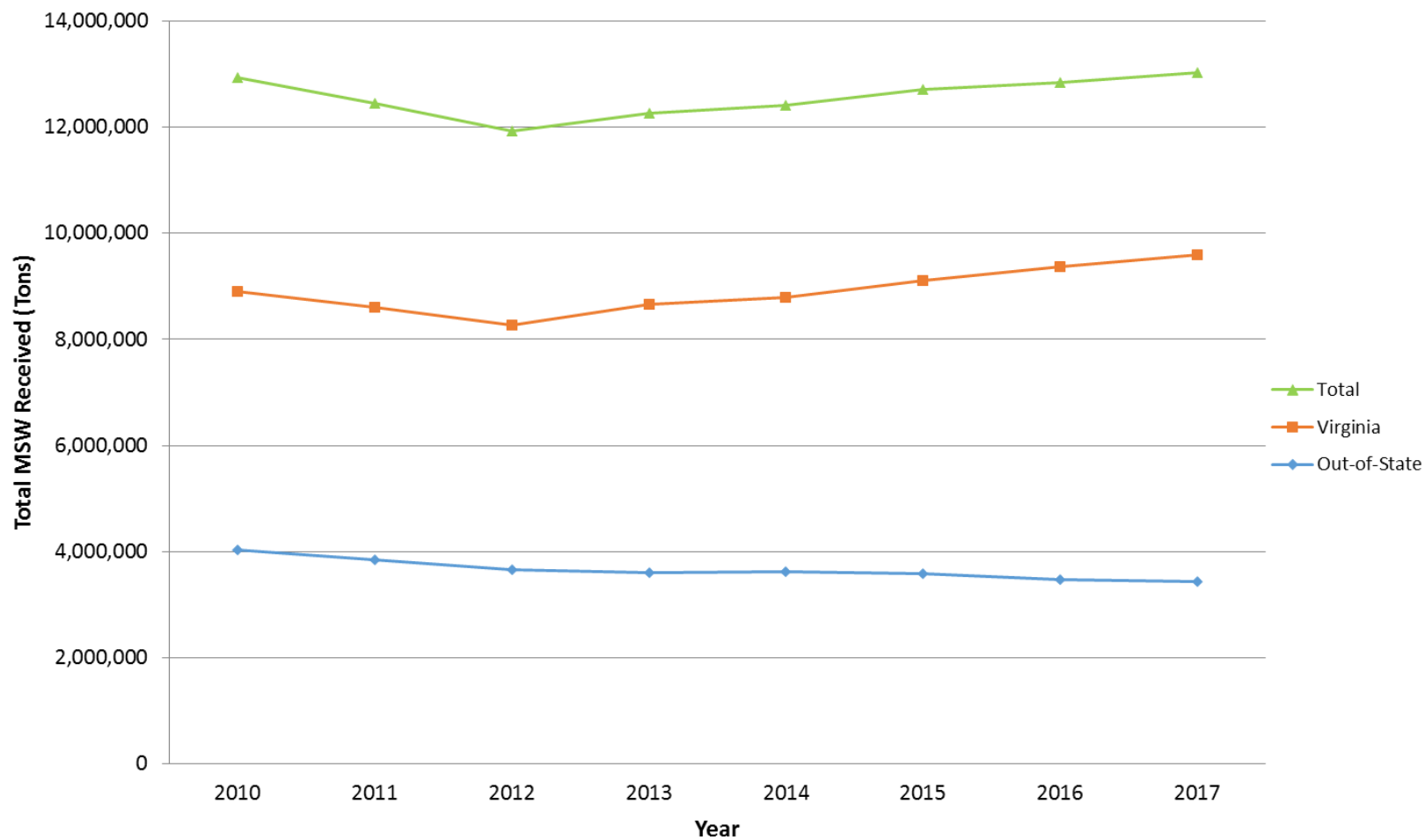
- Recycled by localities based on the 17 SWPUs required to report
- Out of state and Virginia based on SWIA reporting



	Out of State	Virginia	Recycled by Localities	Total MSW Managed
2014	3,614,056	8,796,552	3,008,851	15,419,459
2015	3,593,340	9,116,269	3,484,307	16,193,916
2016	3,471,260	9,361,210	3,478,441	16,310,911
2017	3,430,074	9,588,977	3,574,848	16,593,898



MSW Received from 2010 through 2017





DEQ Litter Grants Update

Non-Competitive Grants

- Used to support activities of litter prevention and recycling programs in Virginia localities
- Primarily for educational activities that support anti-littering and pro-recycling efforts
- Calculated based on road miles and population

Competitive Grants

- Used to develop and implement statewide and regional litter prevention and recycling educational programs and pilot projects
- Only eligible if receiving a non-competitive grant



FY2019 DEQ Non-Competitive Grant

- FY2019 Total Non-Competitive Grant Funds: \$1,907,251
- 190 Applications received
 - 309 Virginia localities
 - 15 localities did not apply
- 192 Accounting and Performance Reports received
 - 2 new localities in FY2019
 - 2 localities did not re-apply from FY2018
- Unspent Funds from FY2018: \$46,117
- Grant award letters sent to all recipients on October 10th



FY2019 DEQ Competitive Grant

- FY2019 Total Competitive Grant Funds: \$105,958
- 22 Applications received – single and joint applications
- Reviewed by Litter Fund Board on October 11th
- 15 applicants awarded – list on [DEQ webpage](#)
- Unspent Funds from FY2018: \$3,942
- Grant award letters sent to all recipients on October 31th

DEQ Recycling Survey

- Senate Bill 218
 - DEQ to provide an evaluation of recycling rates and recommendations for improving the reliability of the supply of recycled materials during the next 10 years in order to provide for beneficial use by industry.
- Key points:
 - Incentive-based strategies in order to potentially increase beneficial use of materials
 - The effect of operation of mixed-waste material recycling facilities on the quality and quantity of recyclable materials

DEQ Recycling Survey

- Information requested from stakeholders:
 - Any data and information regarding recycling including challenges/burdens
 - Feedback on incentives that may increase recycling and the availability of source materials
 - Data/information/feedback on single source versus source separated recycling
 - Feedback/proposals on recommendations that should be considered by DEQ as part of this evaluation

DEQ Recycling Survey

- DEQ sent out letters to stakeholders on October 24th
 - Assistance in gathering information to prepare an evaluation
- Letters were also sent out to Litter & Recycling Program Managers and SWPUs
- Input is due by **December 14th** to Leslie Beckwith (leslie.beckwith@deq.virginia.gov)



DEQ Projects in Pipeline

- SWIA Application Re-write
- Recycling Rate Reports – Online Tool
- Litter Grant – Online Tool



Questions?

Sanjay Thirunagari

sanjay.thirunagari@deq.virginia.gov

OR

Prina Chudasama

prina.chudasama@deq.virginia.gov